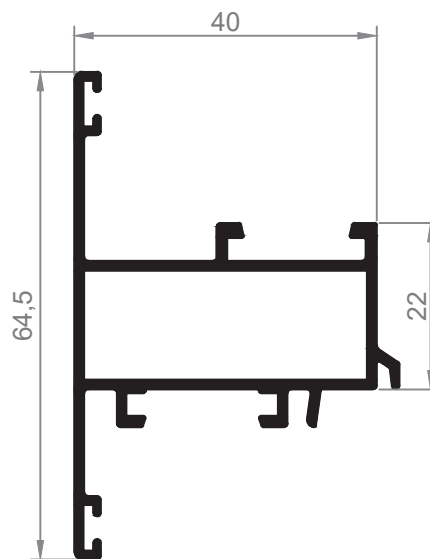


G072300  
G337000

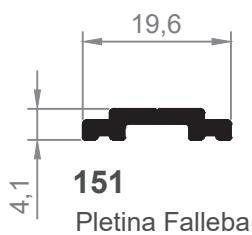
**203**

Hoja curva Mallorquina



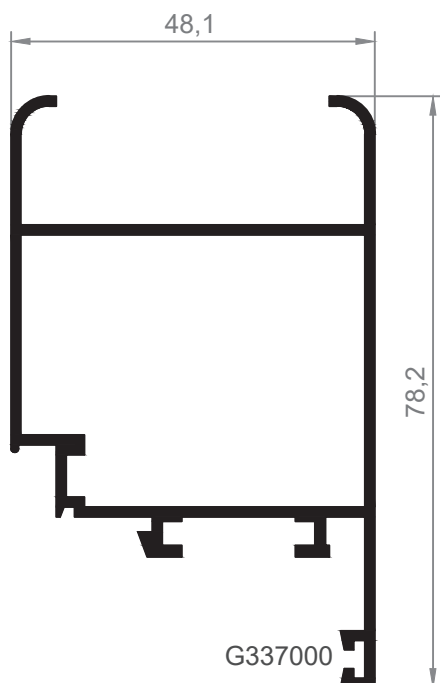
**4008G**

Hoja ventana apertura exterior  
\*Consultar Stock



**151**

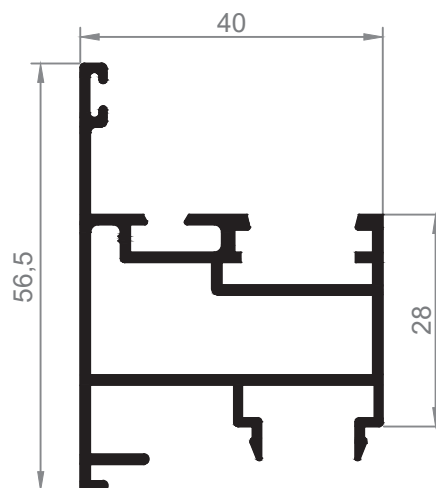
Pletina Falleba



G337000

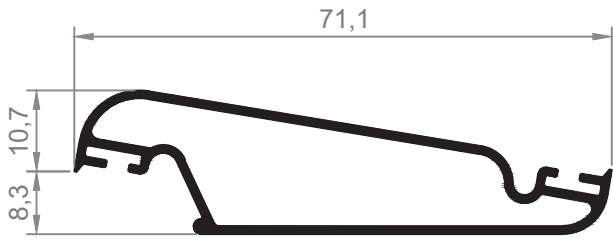
**204**

Hoja puerta Mallorquina  
Lamas regulables (fijas No)

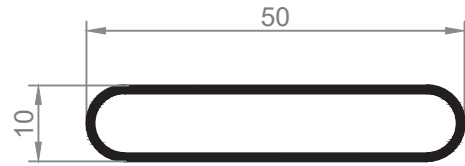


**4004**

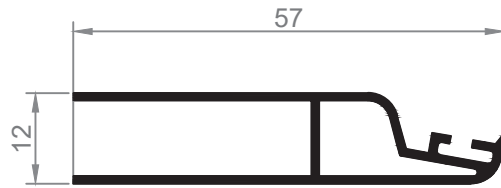
Perfil Inversor



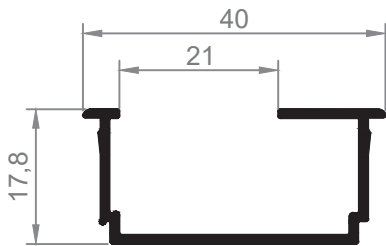
**206**  
Lama Regulable



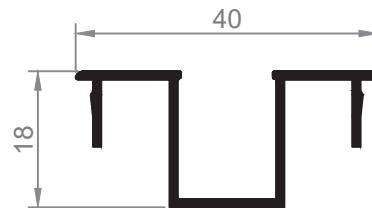
**207**  
Lama Fija



**211**  
Terminal

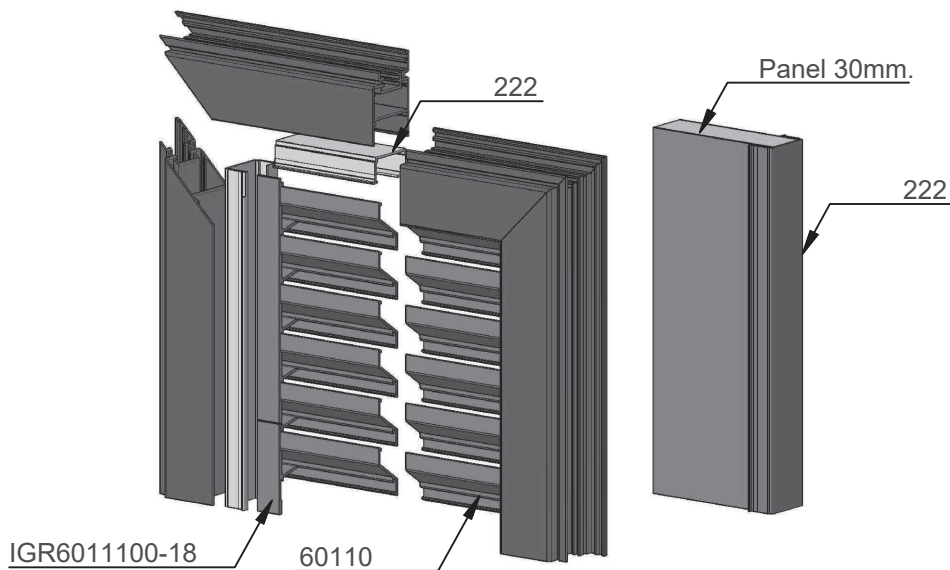


**222**  
Suplemento de 21mm.



**212**  
Suplemento

**DETALLES MONTAJE SUPLEMENTO 222 CON LAMA 60110 Y PANEL DE 30mm.**



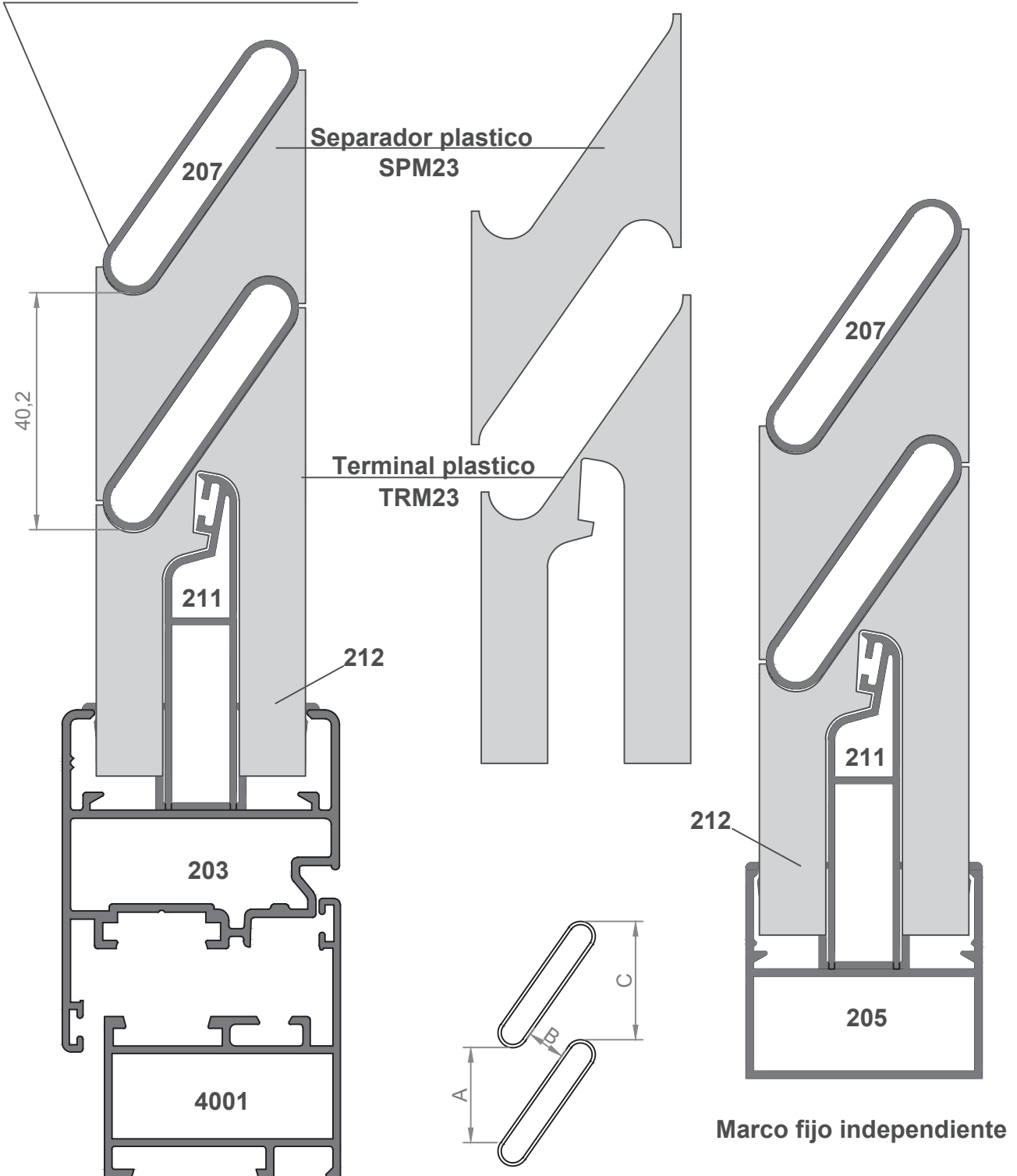
Mallorquina Lama Regulable	Ancho Hoja Ventana	Alto Hoja Ventana	Alto Inversora	Ancho Lama Regulable	Ancho Terminal	Ancho Suplemento	Ancho Zocalo/ Parteluces
<b>HOJA VENTANA</b>	HOJA: 203	HOJA: 203	INV: 4004	LAMA: 206	TER: 211	SUP: 212	209/210
Mallorquina Marco Fijo (Marco 205)				L-87	L-87	L-72	L-38
Mallorquina 1 Hoja (Marco 4001)	2 L-43	2 A-43		Hoja-132	Hoja-132	Hoja-116	Hoja-82
Mallorquina 2 Hojas (Marco 4001)	4 (L-48)/2	4 A-43	1 A-103	Hoja-132	Hoja-132	Hoja-116	Hoja-82
Mallorquina 3 Hojas (Marco 4001)	4 Laterales (((L-69,2)/3)+18) Central (((L-69,2)/3)-18)	6 A-43	2 A-103	Hoja-132	Hoja-132	Hoja-116	Hoja-82
Mallorquina 4 Hojas (Marco 4001)	4 Laterales (((L-58)/4)+18) Central (((L-58)/4)-18)	8 A-43	3 A-103	Hoja-132	Hoja-132	Hoja-116	Hoja-82

MEDIDAS DE CORTE TEORICAS, COMPROBAR MEDIDAS ANTES DE CORTAR EN SERIE

Perfiles: Marco 4001, Hoja 203, Inversora 4004, Lama Regulable 206, Terminal 211, Suplemento 212

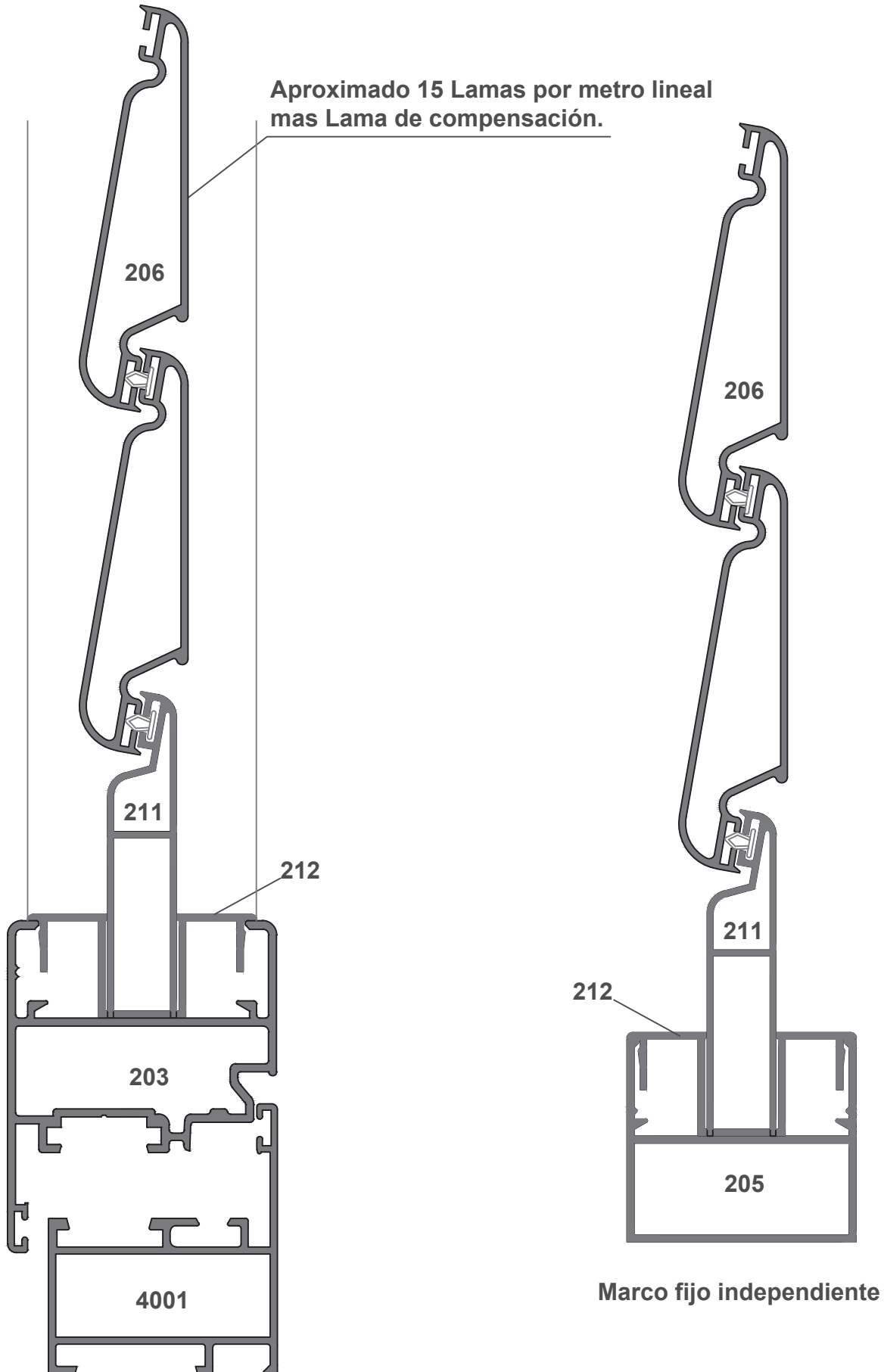
## MALLORQUINA LAMA FIJA

Aproximado 23 Lamas por metro lineal  
mas Lama de compensación.

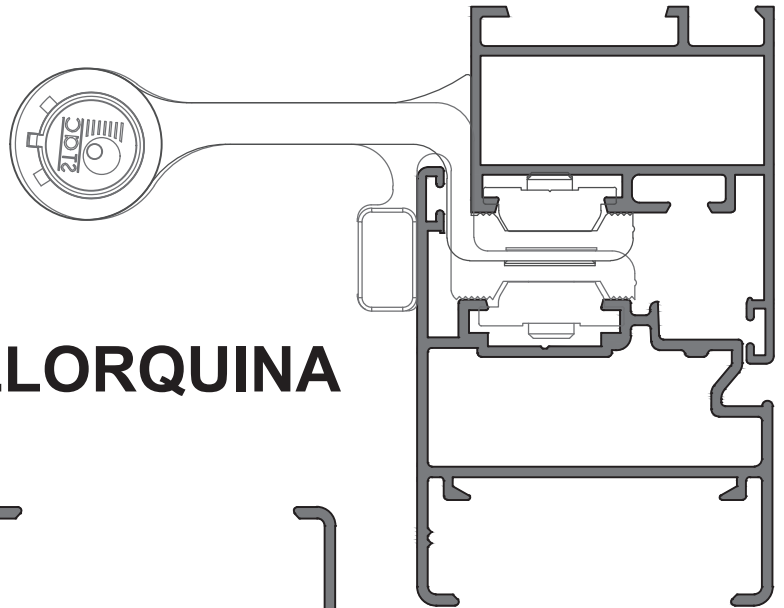


Superficie visual libre A/C= 80%  
Superficie física libre B/C= 32%

## MALLORQUINA LAMA REGULABLE

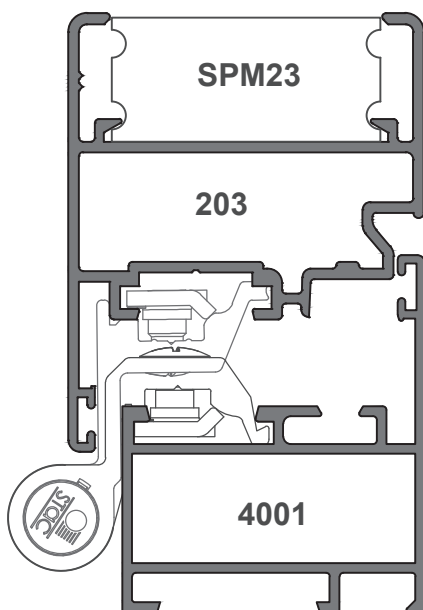
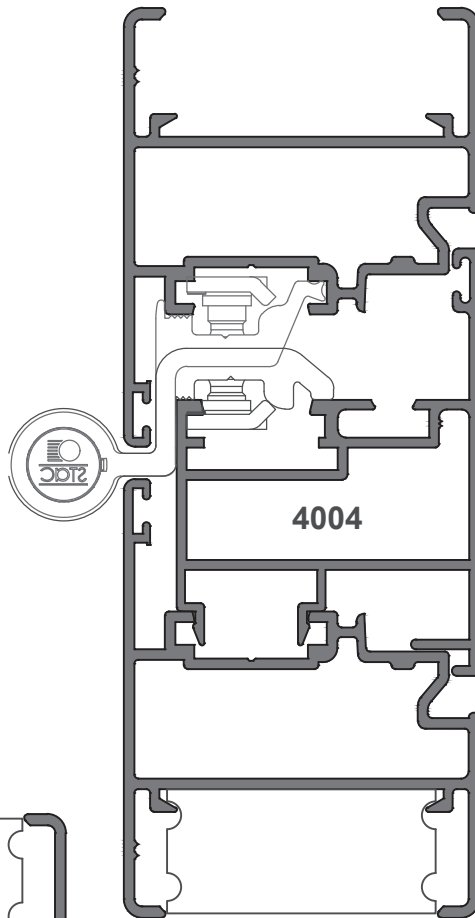


Bisagra pala larga  
B0211xx  
B4x70XX



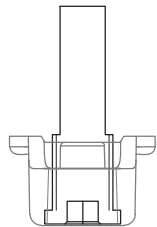
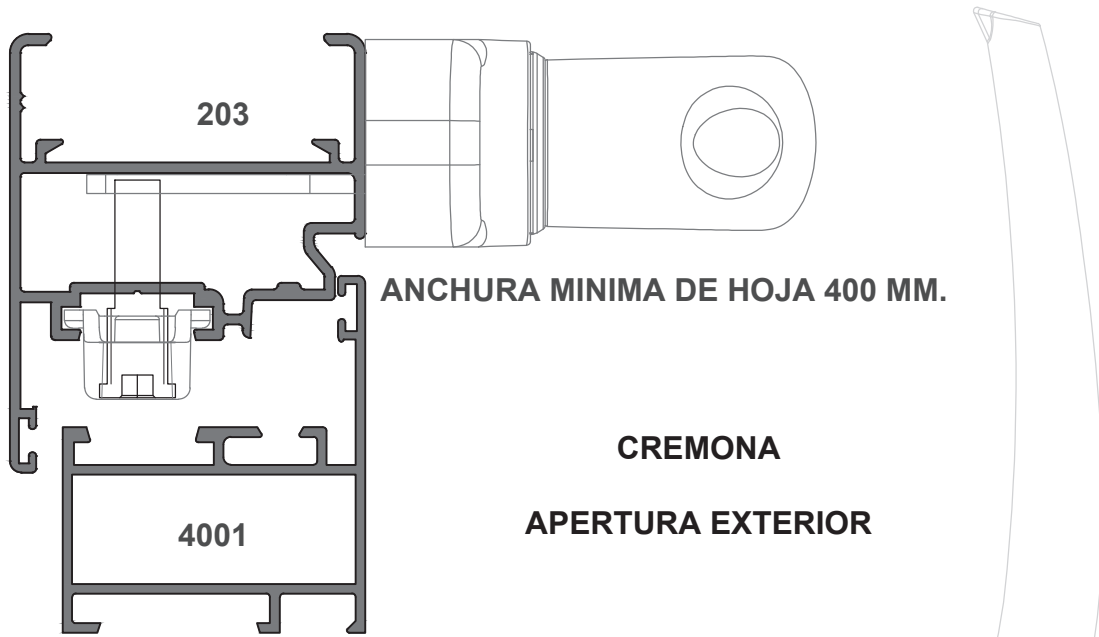
## BISAGRAS MALLORQUINA

Bisagra inversora  
B0111xx  
B3970xx




Bisagra normal  
B0311xx  
B3x70xx





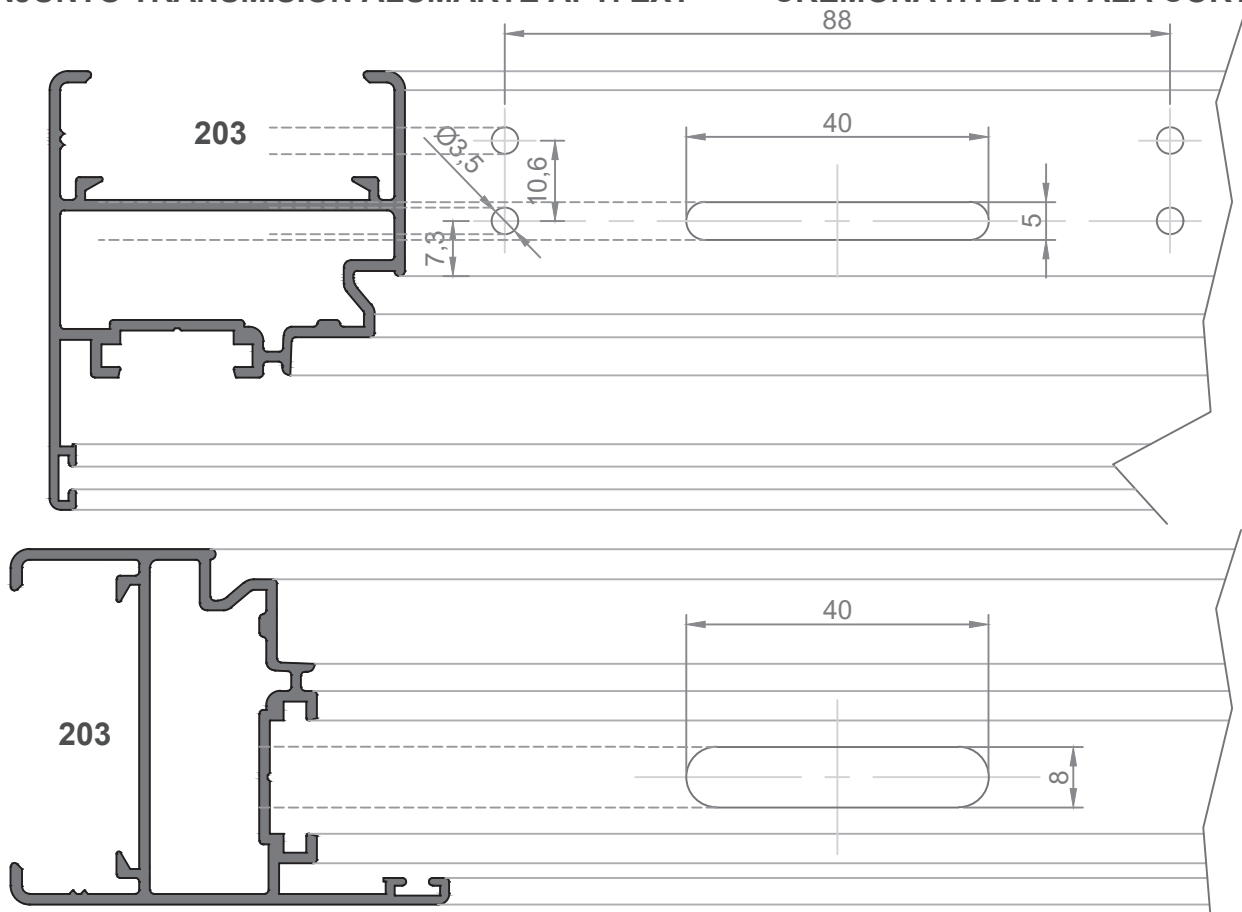
V1467000

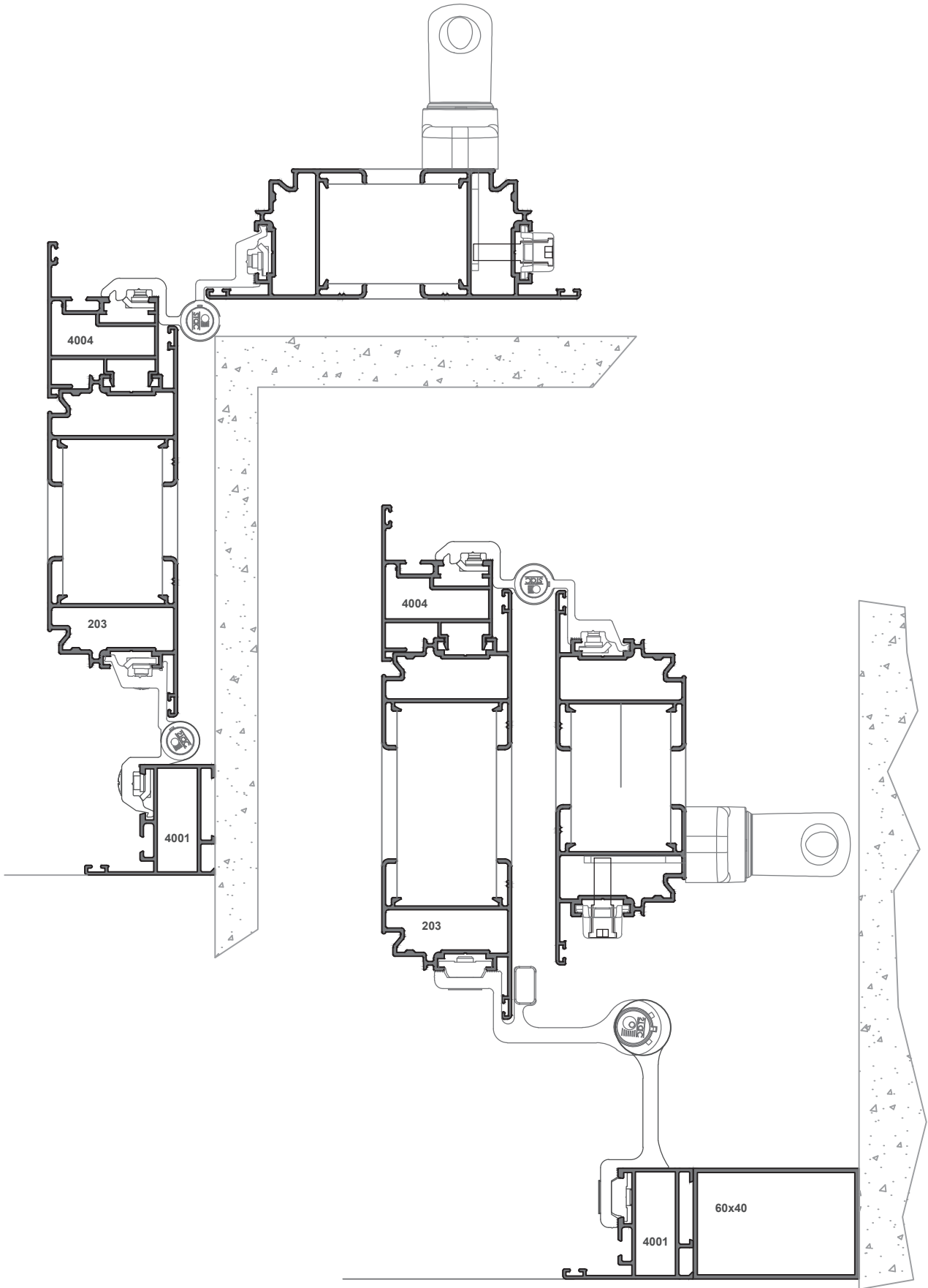
CONJUNTO TRANSMISION ALUMARTE APT. EXT



CR2570xx

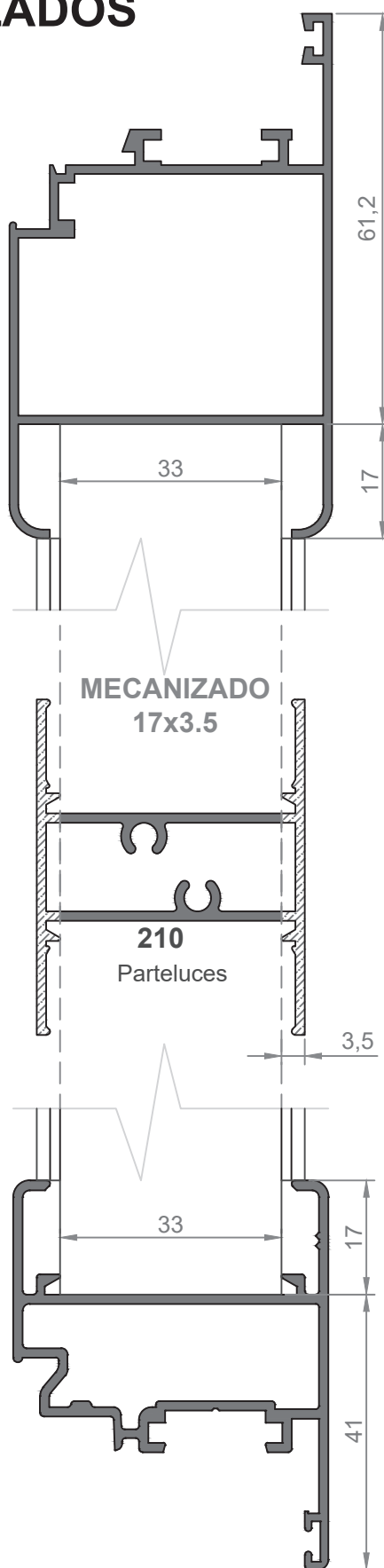
CREMONA HYDRA PALA CORTA





## MALLORQUINAS EN JAMBAS

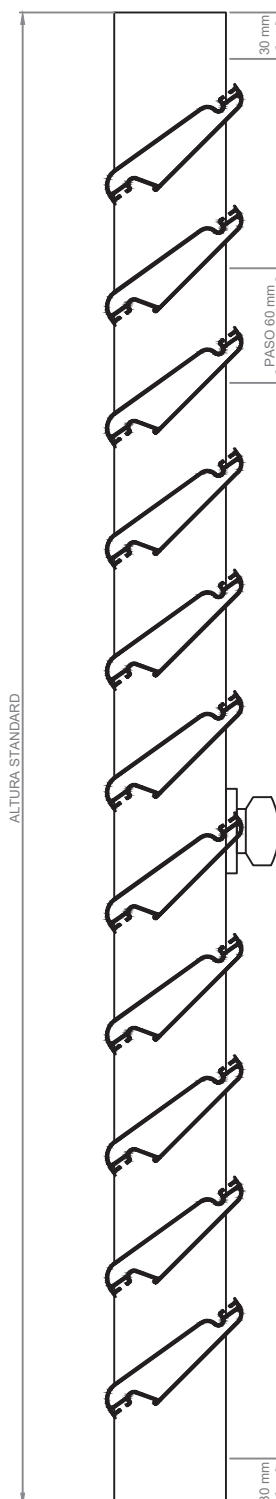
## PARTELUCES Y ENTREPAÑO MECANIZADOS



## MECANISMOS LAMAS REGULABLES

TABLA TÉCNICA PARA REGULABLE 70 MANDO ÚNICO


ALTURA STANDARD	NÚMERO DE LAMAS
522 mm	7
582 mm	8
642 mm	9
702 mm	10
762 mm	11
822 mm	12
882 mm	13
942 mm	14
1002 mm	15
1062 mm	16
1122 mm	17
1182 mm	18
1242 mm	19
1302 mm	20
1362 mm	21
1422 mm	22
1482 mm	23
1542 mm	24
1602 mm	25
1662 mm	26



\*A PARTIR DE 22 LAMAS, SE RECOMIENDA COLOCAR 2 ACCIONAMIENTOS PARA SU CORRECTO FUNCIONAMIENTO.

\*ALTURA STANDARD SIEMPRE MAYOR A LUZ DE HOJA.

\*ANCHURA MÁXIMA HOJA: 900 mm.




M07102 7 LAMAS  
\*Bajo pedido  
M08102 8 LAMAS  
\*Bajo pedido

M09102 9 LAMAS

M10102 10 LAMAS

M11102 11 LAMAS



M18102 18 LAMAS


M19102 19 LAMAS

M20102 20 LAMAS

M21102 21 LAMAS

M22102 22 LAMAS

M23102 23 LAMAS  
\*Bajo pedido



M12102 12 LAMAS


M13102 13 LAMAS

M14102 14 LAMAS

M15102 15 LAMAS

M16102 16 LAMAS


M17102 17 LAMAS



M24102 24 LAMAS

M25102 25 LAMAS

M26102 26 LAMAS  
\*Bajo pedido



E750200

Escuadra bloqueo 37x16  
Mallorquina ventana



E530200

Escuadra muelle S-4000  
Mallorquina Ventana

E510200

Escuadra muelle para  
contraventano 401



E830200

Escuadra Inyeccion 36x14  
S-4000 Mallorquina ventana

E860200

Escuadra Inyeccion 37x15  
marco mallorquina 205



E840200

Escuadra Inyeccion 19x11  
contraventano 401

TRM23xx



Terminal Lama Fija,  
ajustable

SPM23xx



Separador Lama Fija,  
reversible

V622700



Terminal Lama Fija,  
fijo

M0102



Rotari Mallorquina

M401802



Mando rotari "C"  
Sin palanca

M021602 Derecha  
M031602 Izquierda



Soporte interior Lama Fija

M0410202 Derecha  
M0510202 Izquierda



Palanca mallorquina

M411802 Derecha  
M421802 Izquierda



Manilla baja C36 Mallorquina



553372401 Blanco  
553372402 Negro



Manilla Planca Plana  
Mallorquina

G202300



Goma lama mallorquina

B3070xx Derecha  
B3170xx Izquierda



Bisagra Carina

B3970xx



Bisagra Carina 3ªH premon.  
2B-75



B4070xx Derecha  
B4170xx Izquierda

Bisagra Carina4°H mont.  
dch. 2B



CR2370xx Normal  
CR2770xx Llave  
CR2870xx Estraible

Cremona practicable Leo



CR2570xx  
V1407000-  
V1467000-

Kit cremona y bulones de  
apertura exterior para  
perfiles 4008, 4028 y 4030



K637000 1 Hoja  
K647000 2 Hojas

Kit practicable



K657000 1 Hoja  
K667000 2 Hojas

Kit practicable regulable



M91102  
Retenedor Mallorca 1H

M011802  
Retenedor Mallorca 2H



M042502  
Retenedor Mallorca 1H  
(P)

M052502  
Retenedor Mallorca 2H  
(P)

